

2017

Blogging Planner

www.keepitsimplediy.com

5 Step Blog Post



Decide a Blog Post Subject – When I’m wondering what to write about, I think about what I’ve done during the day. Any organization/cleaning, cooking, projects, or anything outside of my daily norm. If any of the things I’ve done are post worthy, I’ll choose that. Sometimes nothing sticks so I look into things I would do to improve an area of my life. For example, improving my finances, personal improvement, goals, etc. If I still can’t find a topic, I just go for a fun and trendy post by searching Google and Pinterest for ideas.

Determine Post Formatting/Outline – Once I’ve found a topic, I decide how I want the post to flow. I don’t actually write an outline for blog posts, but I do take a minute to think about the plan for the post before I get going.

Create an Awesome Graphic – Depending on my mood, I either add the fluff or create the graphic first. Most times, I create the graphic that way once the fluff is added the post is ready to publish. Be sure your graphic is Pinterest friendly. Longer graphics with a simple message or title with fun fonts are best.


Add the Fluff – This is the part I where I really need to be in the mood to write or it really shows. When I’m in the mood, the words just flow and I can knock out quite a few blog posts pretty quickly. I find it most enjoyable to write a few different types of posts consecutively because the styles of writing are quite different.

Publish and Share – Once I create my blog post, I schedule the post to auto-post to the blog, my Facebook and Twitter pages, Bloglovin’ and my email subscribers. I also participate in Facebook groups to help promote the posts and share old posts from time to time.


My Follower Goals

2016 Totals


Facebook




Pinterest



Twitter




Instagram




2017 Goals


Facebook




Pinterest



Twitter



Instagram



MY FOLLOWERS

— Facebook
 — Pinterest
 — Twitter
 — Instagram

January February March April May June July August September October November December

*Chart your followers all year long to mark your progress. Customize the Y-Axis to your follower counts.

Page-view Milestones

500	Jan	Feb	Mar	Apr	Jun	Jul	Aug	Sep	Oct	Nov	Dec
1000	Jan	Feb	Mar	Apr	Jun	Jul	Aug	Sep	Oct	Nov	Dec
3000	Jan	Feb	Mar	Apr	Jun	Jul	Aug	Sep	Oct	Nov	Dec
5000	Jan	Feb	Mar	Apr	Jun	Jul	Aug	Sep	Oct	Nov	Dec
7500	Jan	Feb	Mar	Apr	Jun	Jul	Aug	Sep	Oct	Nov	Dec
10,000	Jan	Feb	Mar	Apr	Jun	Jul	Aug	Sep	Oct	Nov	Dec

*Each month put a √ over the month name for each set of views you surpass.

Unique Users Milestones

500	Jan	Feb	Mar	Apr	Jun	Jul	Aug	Sep	Oct	Nov	Dec
1000	Jan	Feb	Mar	Apr	Jun	Jul	Aug	Sep	Oct	Nov	Dec
3000	Jan	Feb	Mar	Apr	Jun	Jul	Aug	Sep	Oct	Nov	Dec
5000	Jan	Feb	Mar	Apr	Jun	Jul	Aug	Sep	Oct	Nov	Dec
7500	Jan	Feb	Mar	Apr	Jun	Jul	Aug	Sep	Oct	Nov	Dec
10,000	Jan	Feb	Mar	Apr	Jun	Jul	Aug	Sep	Oct	Nov	Dec

*Each month put a √ over the month name for each set of views you surpass.

Blog Post Checklist

Post Specifics

Title

Category

Tags

Focus Keyword

Post Date

One Year Date

The Post

- ☐ Catchy Title
- ☐ Categories and Tags
- ☐ SEO Focus Keyword
- ☐ Featured Image
- ☐ Pinterest Optimized Image
- ☐ Proofread Content
- ☐ Schedule the Post

Social Sharing

- ☐ Schedule Twitter tweets
- ☐ Schedule Facebook Post
- ☐ Pin to your blog board
- ☐ Pin to group boards
- ☐ Stumble your post
- ☐ Social sharing threads
- ☐ Be social on your networks















One Year Later

- ☐ Add links and pingbacks
- ☐ Check Categories and Tags
- ☐ Check SEO Focus Keyword
- ☐ Link new posts this post

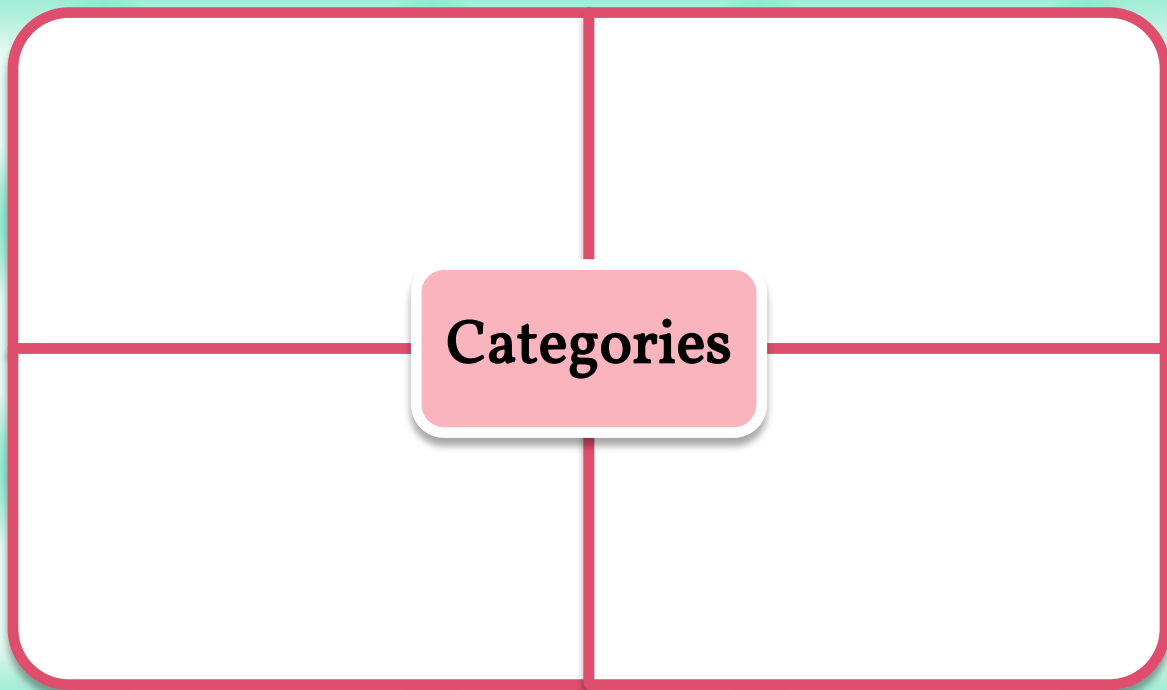
Social Sharing

- ☐ Schedule Twitter tweets
- ☐ Schedule Facebook Post
- ☐ Pin to your blog board
- ☐ Pin to group boards
- ☐ Stumble your post
- ☐ Social sharing threads
- ☐ Be social on your networks

Bi-Weekly Topic Planner

<div></div> <div>Sunday</div> <div></div>	<div></div> <div>Monday</div> <div></div>	<div></div> <div>Tuesday</div> <div></div>	<div></div> <div>Wednesday</div> <div></div>
<div></div> <div>Thursday</div> <div></div>	<div></div> <div>Friday</div> <div></div>	<div></div> <div>Saturday</div> <div></div>	
<div></div> <div>Sunday</div> <div></div>	<div></div> <div>Monday</div> <div></div>	<div></div> <div>Tuesday</div> <div></div>	<div></div> <div>Wednesday</div> <div></div>
<div></div> <div>Thursday</div> <div></div>	<div></div> <div>Friday</div> <div></div>	<div></div> <div>Saturday</div> <div></div>	

Quarter I Brainstorming



Topics

January 2017

Sunday	Monday	Tuesday	Wednesday	Thursday	Friday	Saturday
1	2	3	4	5	6	7
8	9	10	11	12	13	14
15	16	17	18	19	20	21
22	23	24	25	26	27	28
29	30	31	1	2	3	4

NOTES: _____

January Blog Income

Income Source

Amount

Gross Profit / Total Income	

Expense Source

Amount

Total Expenses	

Total Income =
- Total Expenses =
Net Income =

December 2016 Net Income

January 2017 Net Income

February 2017

Sunday	Monday	Tuesday	Wednesday	Thursday	Friday	Saturday
29	30	31	1	2	3	4
5	6	7	8	9	10	11
12	13	14	15	16	17	18
19	20	21	22	23	24	25
26	27	28	1	2	3	4

NOTES: _____

February Blog Income

Income Source

Amount

Gross Profit / Total Income	

Expense Source

Amount

Total Expenses	

Total Income =
– Total Expenses =
Net Income =

January 2017 Net Income

February 2017 Net Income

March 2017

Sunday	Monday	Tuesday	Wednesday	Thursday	Friday	Saturday
29	30	31	1	2	3	4
5	6	7	8	9	10	11
12	13	14	15	16	17	18
19	20	21	22	23	24	25
26	27	28	29	30	31	1

NOTES: _____

March Blog Income

Income Source

Amount

Gross Profit / Total Income	

Expense Source

Amount

Total Expenses	

Total Income =
- Total Expenses =
Net Income =

February 2017 Net Income

March 2017 Net Income

Quarter 2 Brainstorming

Categories

Topics

April 2017

Sunday	Monday	Tuesday	Wednesday	Thursday	Friday	Saturday
26	27	28	29	30	31	1
2	3	4	5	6	7	8
9	10	11	12	13	14	15
16	17	18	19	20	21	22
23	24	25	26	27	28	29
30	1	2	3	4	5	6

NOTES: _____

April Blog Income

Income Source

Amount

Gross Profit / Total Income	

Expense Source

Amount

Total Expenses	

Total Income =
- Total Expenses =
Net Income =

March 2017 Net Income

April 2017 Net Income

May 2017

Sunday	Monday	Tuesday	Wednesday	Thursday	Friday	Saturday
30	1	2	3	4	5	6
7	8	9	10	11	12	13
14	15	16	17	18	19	20
21	22	23	24	25	26	27
28	29	30	31	1	2	3

NOTES: _____

May Blog Income

Income Source

Amount

Gross Profit / Total Income	

Expense Source

Amount

Total Expenses	

Total Income =
- Total Expenses =
Net Income =

April 2017 Net Income

May 2017 Net Income

June 2017

Sunday	Monday	Tuesday	Wednesday	Thursday	Friday	Saturday
28	29	30	31	1	2	3
4	5	6	7	8	9	10
11	12	13	14	15	16	17
18	19	20	21	22	23	24
25	26	27	28	29	30	1

NOTES: _____

June Blog Income

Income Source

Amount

Gross Profit / Total Income	

Expense Source

Amount

Total Expenses	

Total Income =
- Total Expenses =
Net Income =

May 2017 Net Income

June 2017 Net Income

Quarter 3 Brainstorming

A large rectangular box with rounded corners and a pink border is divided into four equal quadrants by a horizontal and a vertical pink line. In the center, where the lines intersect, is a smaller pink rounded rectangle with a white border and the word "Categories" written in black text.

Topics

Two vertical columns of horizontal lines for writing. Each column contains 10 lines, for a total of 20 lines. The lines are evenly spaced and extend across the width of each column.

July 2017

Sunday	Monday	Tuesday	Wednesday	Thursday	Friday	Saturday
25	26	27	28	29	30	1
2	3	4	5	6	7	8
9	10	11	12	13	14	15
16	17	18	19	20	21	22
23	24	25	26	27	28	29
30	31	1	2	3	4	5

NOTES: _____

July Blog Income

Income Source

Amount

Gross Profit / Total Income	

Expense Source

Amount

Total Expenses	

Total Income =
- Total Expenses =
Net Income =

June 2017 Net Income

July 2017 Net Income

August 2017

Sunday	Monday	Tuesday	Wednesday	Thursday	Friday	Saturday
30	31	1	2	3	4	5
6	7	8	9	10	11	12
13	14	15	16	17	18	19
20	21	22	23	24	25	26
27	28	29	30	31	1	2

NOTES: _____

August Blog Income

Income Source

Amount

Gross Profit / Total Income	

Expense Source

Amount

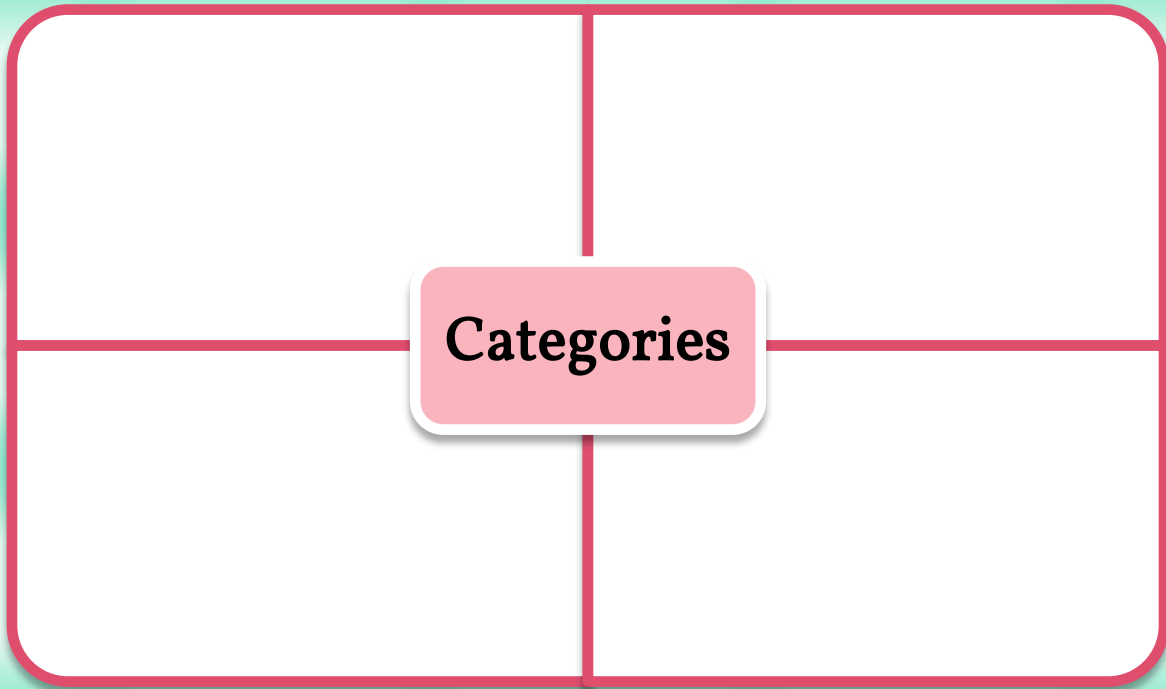
Total Expenses	

Total Income =
– Total Expenses =
Net Income =

July 2017 Net Income

August 2017 Net Income

Quarter 4 Brainstorming



Topics

September 2017

Sunday	Monday	Tuesday	Wednesday	Thursday	Friday	Saturday
27	28	29	30	31	1	2
3	4	5	6	7	8	9
10	11	12	13	14	15	16
17	18	19	20	21	22	23
24	25	26	27	28	29	30

NOTES: _____

September Blog Income

Income Source

Amount

Gross Profit / Total Income	

Expense Source

Amount

Total Expenses	

Total Income =
- Total Expenses =
Net Income =

August 2017 Net Income

September 2017 Net Income

October 2017

Sunday	Monday	Tuesday	Wednesday	Thursday	Friday	Saturday
1	2	3	4	5	6	7
8	9	10	11	12	13	14
15	16	17	18	19	20	21
22	23	24	25	26	27	28
29	30	31	1	2	3	4

NOTES: _____

October Blog Income

Income Source

Amount

Gross Profit / Total Income	

Expense Source

Amount

Total Expenses	

Total Income =

– Total Expenses =

Net Income =

September 2017 Net Income

October 2017 Net Income

November 2017

Sunday	Monday	Tuesday	Wednesday	Thursday	Friday	Saturday
29	30	31	1	2	3	4
5	6	7	8	9	10	11
12	13	14	15	16	17	18
19	20	21	22	23	24	25
26	27	28	29	30	1	2

NOTES: _____

November Blog Income

Income Source

Amount

Gross Profit / Total Income	

Expense Source

Amount

Total Expenses	

Total Income =
– Total Expenses =
Net Income =

October 2017 Net Income

November 2017 Net Income

December 2017

Sunday	Monday	Tuesday	Wednesday	Thursday	Friday	Saturday
26	27	28	29	30	1	2
3	4	5	6	7	8	9
10	11	12	13	14	15	16
17	18	19	20	21	22	23
24	25	26	27	28	29	30
31	1	2	3	4	5	6

NOTES: _____

December Blog Income

Income Source

Amount

Gross Profit / Total Income	

Expense Source

Amount

Total Expenses	

Total Income =
– Total Expenses =
Net Income =

November 2017 Net Income

December 2017 Net Income

2017 Blog Income

Month	2016 Income	2017 Income	Increase or Decrease
January			
February			
March			
April			
May			
June			
July			
August			
September			
October			
November			
December			
TOTAL			

20 Facebook Groups

GROUP NAME	LINK
Blog + Biz BFFs	https://www.facebook.com/groups/blogandbizbffs
Blog Beautiful	https://www.facebook.com/groups/DYOBlog
Blog Buzz	https://www.facebook.com/groups/1002244643126344
Blog Engagement and Promotion	https://www.facebook.com/groups/113846898961950
Blog Promo Community	https://www.facebook.com/groups/1531902860465114
Bloggers Social Media Support	https://www.facebook.com/groups/941867839204011
Bloggers Supporting Bloggers	https://www.facebook.com/groups/710813372353625
Bloggers United	https://www.facebook.com/groups/BloggersUnitedNetworking
Bloggers2Brands	https://www.facebook.com/groups/bloggers2brands
Blogging Boost	https://www.facebook.com/groups/bloggingboost
Blogging on Your Own Terms	https://www.facebook.com/groups/bloggingonyourownterms
Grow Your Blog	https://www.facebook.com/groups/growyourbloggroup
I <3 Pinterest	https://www.facebook.com/groups/iheartpinterest
Inspired Bloggers Network Promo	https://www.facebook.com/groups/InspiredBNPromos
Learn to Blog	https://www.facebook.com/groups/LearntoBlogHangouts
PinChat - Pinterest Chat	https://www.facebook.com/groups/pinchat
The Blog Loft	https://www.facebook.com/groups/420971684733265
The Blogger Life	https://www.facebook.com/groups/567410580059181
The Sparkle Life	https://www.facebook.com/groups/thesparklelife

[illegible]

[illegible]

This image shows a single sheet of white paper with horizontal ruling lines. The lines are evenly spaced and run across the width of the page. There are no margins, text, or other markings on the paper.

The diagram consists of a central pink rounded rectangle with the word "Categories" in bold black text. Four white rounded rectangles are arranged around it, connected by thin pink lines. The top and bottom boxes are empty, while the left and right boxes contain faint, illegible text, suggesting they are placeholders for category names.

Topics

[illegible]